

JEEP WRANGLER JK

2007-2009 V6-3.8L

Fits 2 & 4 Door Models



79%
FLOW INCREASE

+13
HORSEPOWER

+15
lbs. X ft torque

PERFORMANCE EXHAUST

Features

- High performance
- 409 SS construction
- OE style clamps and hangers
- 3" mandrel-bent
- High tuck design for extra ground clearance

Benefits

- Increased HP
- Increased torque
- Increased flow
- Increased MPG
- Performance sound on demand

Available Upgrades


Air Intake Systems:



Stage 2 Si air intake
•54-81252



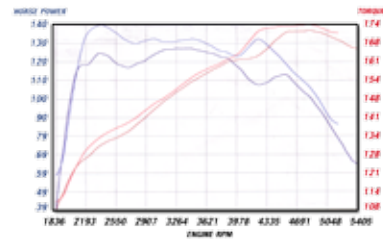
Silver Bullet:
Throttle body spacer
•46-35002



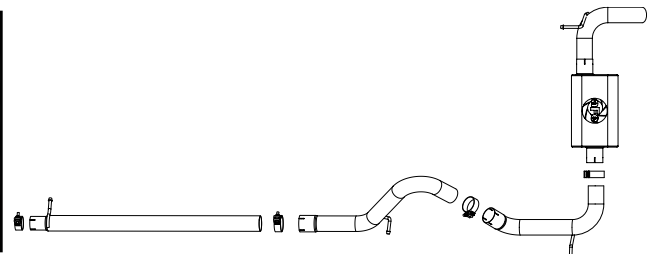
HI-TUCK

P/N 49-46202

Performance Data



49-46202 Cat-Back



	P/N	BOX SIZE	WEIGHT	INSTALL TIME	UPC	MSRP	
	49-46202	49" x 13" x 23"	45 lbs.	1 hour	80295949502	\$431.25	

advanced FLOW engineering

252 Granite St. Corona, CA 92879 • 951.493.7100 • FAX: 951.493.7177 • aFepower.com

P/N 40-12422
last updated 5-2009